

FMSTR34, FMSTR54, FMSTR54# 600

Forbes Marshall Cast Strainer

Description

Forbes Marshall Cast Strainers, FMSTR34, FMSTR54 / FMSTR54#600 are available in cast iron / cast steel with SS screen having 0.8mm dia perforation as standard.

Sizes and End Connections

CI : DN 40, 50, 65, 80, 100, 125, 150 and 200

CS : DN 40, 50, 65, 80, 100, 125, 150, 200, 250 and 300

Note :

1. Also available with IBR certificate on request

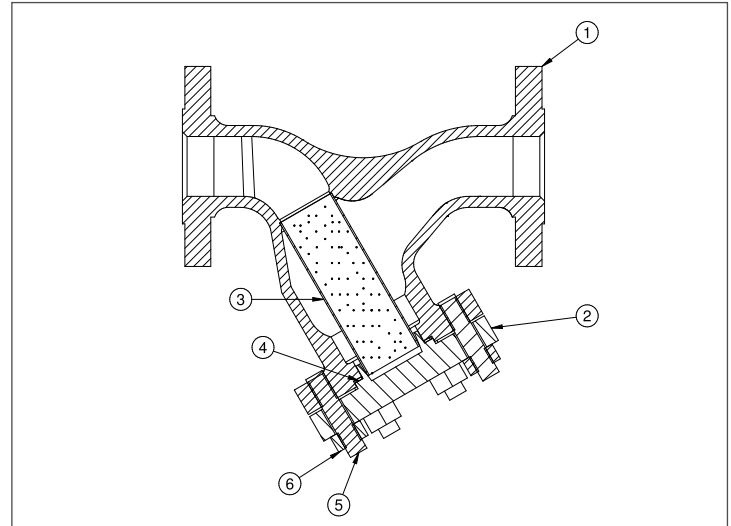
Limiting Conditions

For CI Strainer - FMSTR34

PMO pressure for saturated steam service	EN 1092 PN	13 bar g
	BS10 Table F	13 bar g
	ANSI 125	10 bar g
	ANSI 150	10 bar g
TMO Maximum operating temperature		220°C
Minimum operating temperature		-10°C
Designed for a maximum cold hydraulic test pressure of 26 bar g		

For CS Strainer - FMSTR54

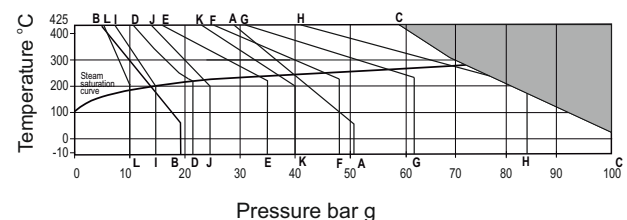
Flange Type	Max Working Pressure bar g	Temperature Deg C
BS 10 Table F	10.5	425
BS 10 Table H	17.6	425
BS 10 Table J	24.6	425
BS 10 Table K	31.6	425
BS 10 Table R	42	425
Class 150	13	220
Class 300	28	425
Class 600	58	425
PN 10	7	425
PN 16	11.5	425
PN 25	20	425
PN 40	30	425




Material

Sr.No	Part	Material	Standard
1	Body	Cast Iron Cast Steel	IS 210 FG 260 ASTM A 216 Gr WCB
2	Cap	Cast Iron Carbon Steel	IS 210 FG 260 SA 516 Gr.70
3	Screen	Stainless Steel	ASTM A 240 Gr. 304
4	Gasket	SS exfoliated graphite	-
5	Stud	Carbon Steel	ASTM A 193 Gr. B7
6	Nut	Carbon Steel	ASTM A 194 Gr. 2H

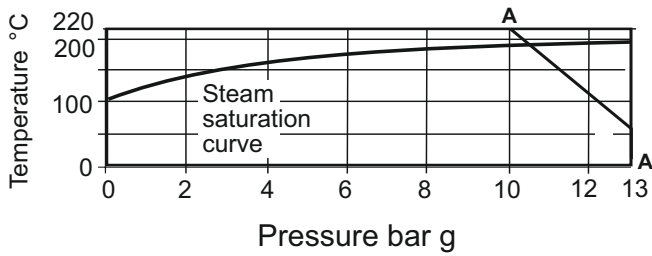
Operating Range : For CS Strainer - FMSTR54



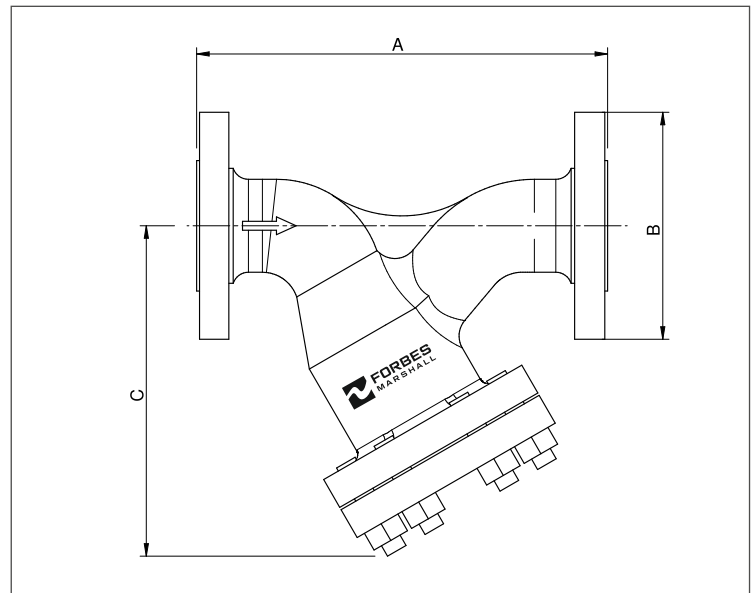
 This product must not be used in this region.

A-A	Flanged ANSI 300	G-G	BS10 Table K
B-B	Flanged ANSI 150	H-H	BS10 Table R
C-C	Flanged ANSI 600	I-I	PN16
D-D	BS10 Table F	J-J	PN25
E-E	BS10 Table H	K-K	PN40
F-F	BS10 Table J	L-L	PN10

Operating Range : For CI Strainer - FMSTR34



A-A Flanged ANSI 150



CI Strainer - FMSTR34

Dimensions and Weight (approx) in mm and kg

DIM→ SIZE↓	A	B					Weight Kg
		BS TABLE ANSI		DIN			
DN		F	150	PN10	PN16	C	
40	230	140	127	150	150	159	8
50	242	165	152	165	165	179	10
65	292	185	178	185	185	229	12
80	298	203	190	200	200	225	18
100	348	229	229	220	220	267	30
125	400	279.5	254	250	250	316	40
150	484	305	279	285	285	367	90
200	604	368	343	340	340	470	118

Screen Details

SS screen having 0.8mm dia perforation as standard up to DN 125 sizes. Size DN 150 and above are available with 20 mesh lined perforated screens as standard. 40, 60, 100 mesh screens are available on special request.

How to Order

Example- 1 No. DN 40 Forbes Marshall Cast Strainer, FMSTR34 strainer flanged to table F, IBR

Optional

DN 15 BSPT plug on strainer cap is available on request.

Installation

The arrow on the casting indicates flow direction.

C.S Strainer - FMSTR54

Dimensions and Weight (approx) in mm and kg

DIM→ SIZE↓	A	BS 10 TABLE					B			DIN				C	Wt. (Kg)
		F	H	J	K	R	ANSI			PN10	PN16	PN25	PN40		
DN							150	300	600	PN10	PN16	PN25	PN40		
40	235	140	152	152	127	155	155	150	150	150	150	187	9
50	254	165	165	152	165	165	165	165	165	165	203	15
65	292	184	184	184	184	184	177.8	190.5	190.5	185	185	185	185	229	19
80	330	203	203	203	203	203	190	210	210	200	200	200	200	245	23
100	381	241	229	254	273	220	220	235	235	299	33
125	400	279	279	279	279	279	254	279	330	250	250	270	270	316	70
150	540	304.8	304.8	304.8	304.8	279.4	317.4	355.6	285	285	300	300	370	96
200	668	368.3	368.3	368.3	368.3	343	381	419.1	340	340	360	375	470	160
250	813	431.8	406.4	444.5	508	395	405	425	450	650	200
300	894	489	489	489	508	482.6	520.7	558	445	485	485	515	800	350

Servicing

With suitable isolation, repairs can be carried out online. Dismantle bolted joint and remove strainer cap to remove muck and clean the screen thoroughly. Fit the screen carefully and fit cap with new gasket. Tighten nuts uniformly. Open up the isolation valve to check for gasket leakage if any and tighten if required.

Recommended Tightening Torque

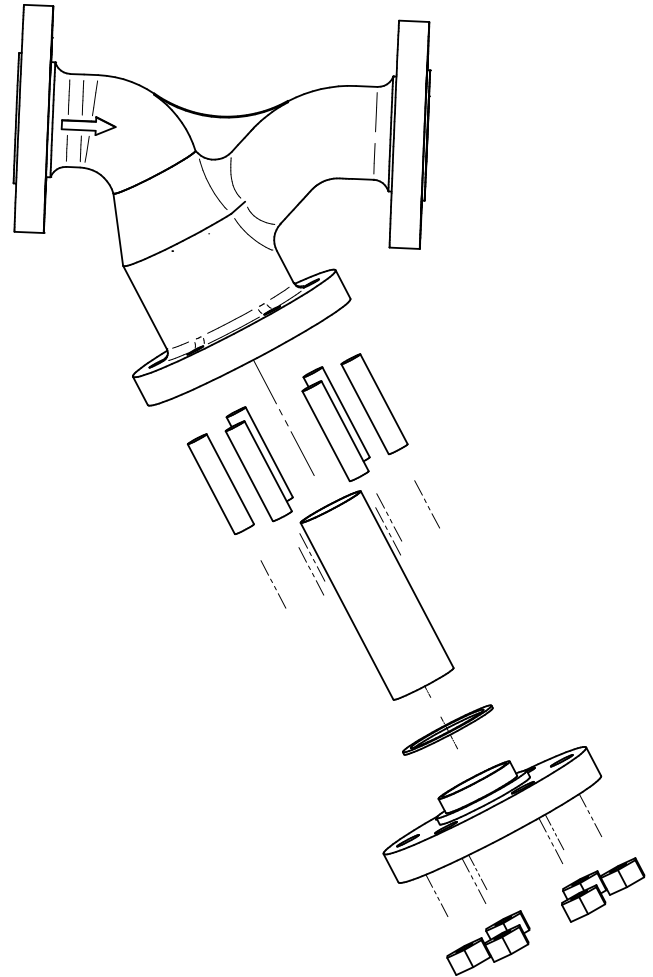
Size (A/F)	FMSTR34 (A/F)	FMSTR54	Torque(Nm)
40	19	10	170-185
50	19	10	190-210
65	19	19	25-35
80	19	13	25-35
100	24	19	55-65
125	19	19	55-65
150	19	19	80-100
200	30	30	80-100

How to Order Spares

Always order spares by using the description given in the column headed "Available Spares" in user manual

Available spares (refer fig. below)

Screen	A
Gasket	B





Forbes Marshall
Krohne Marshall
Forbes Marshall Arca
Codel International
Forbes Solar
Forbes Vyncke
Forbes Marshall Steam Systems

Opp 106th Milestone
Bombay Poona Road
Kasarwadi, Pune - 411 034. INDIA
Tel : 91(0)20-27145595, 39858555
Fax : 91(0)20-27147413

Email : seg@forbesmarshall.com, ccmidc@forbesmarshall.com

© All rights reserved. Any reproduction or distribution in part or as a whole without written permission of Forbes Marshall Pvt Ltd, its associate companies or its subsidiaries ("FM Group") is prohibited.

Information, designs or specifications in this document are subject to change without notice. Responsibility for suitability, selection, installation, use, operation or maintenance of the product(s) rests solely with the purchaser and/or user. The contents of this document are presented for informational purposes only. FM Group disclaims liabilities or losses that may be incurred as a consequence of the use of this information.

B-85, Phase II, Chakan Indl Area
Sawardari, Chakan, Tal. Khed
Dist. Pune - 410 501. INDIA
Tel : 91(0)2135-393400

A-34/35, MIDC H Block
Pimpri, Pune - 411 018. INDIA.
Tel : 91(0)20-27442020, 39851199
Fax : 91(0)20-27442040

CIN No.: U28996PN1985PTC037806
www.forbesmarshall.com